



Unit 7-9 Youngs Industrial Estate,
 Stanbridge Road,
 Leighton Buzzard,
 Bedfordshire,
 LU7 4QB
 Tel: 01525 373 202
 Fax: 01525 373 222
 www.onthelevel.co.uk
 sales@onthelevel.co.uk
 technical@onthelevel.co.uk

Product Code
OTL Infinity 1500 Left

Drawing Specification

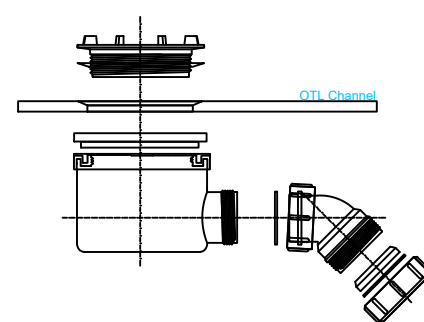
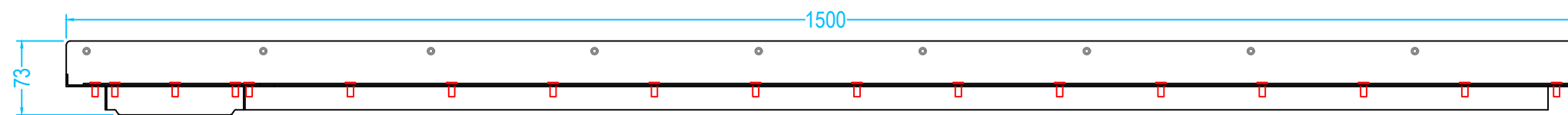
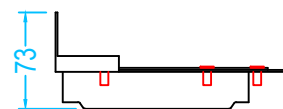
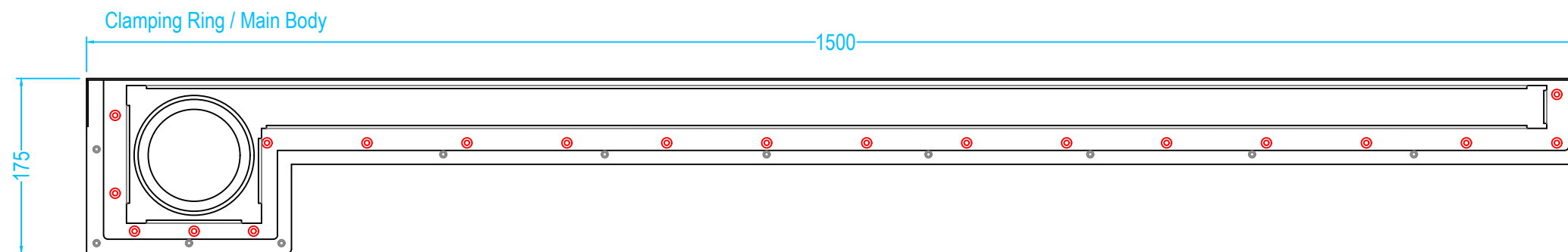
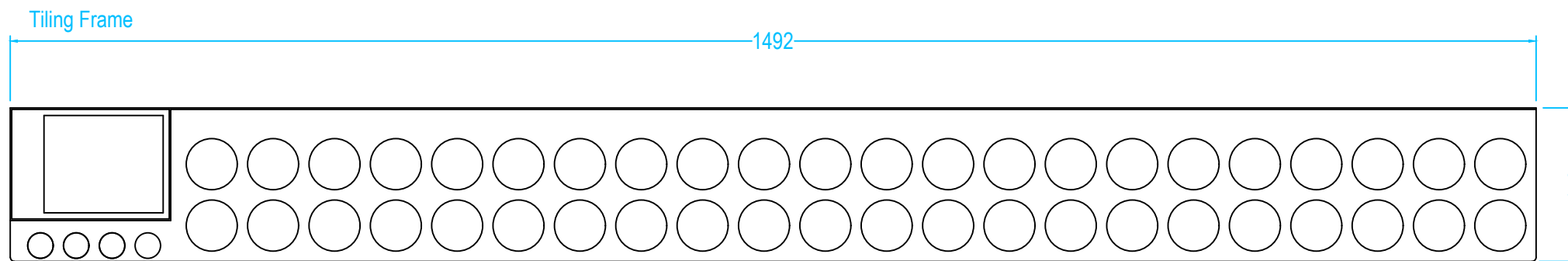
Product Description
 1500 Infinity I-Line Channel provides a seamless finish in stainless steel, with an almost invisible channel edging the wall.

Purpose
 To ensure water flow directly into the waste, with a luxurious look and feel, and no unsightly shower drains.

Most Commonly Used In
 Private homes, high end developments, gyms, spas, hotels.

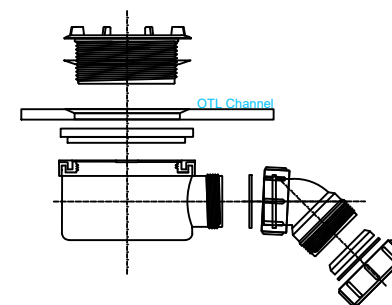
Install Particulars
 All OTL Infinity I-Line Channels can be installed onto a timber or solid floor with tiles or slab materials.

Used only in conjunctions with tiled floors and OTL Tanking System.



ST90

Flow rate of 48 lpm



ST70

Flow rate of 38 lpm

